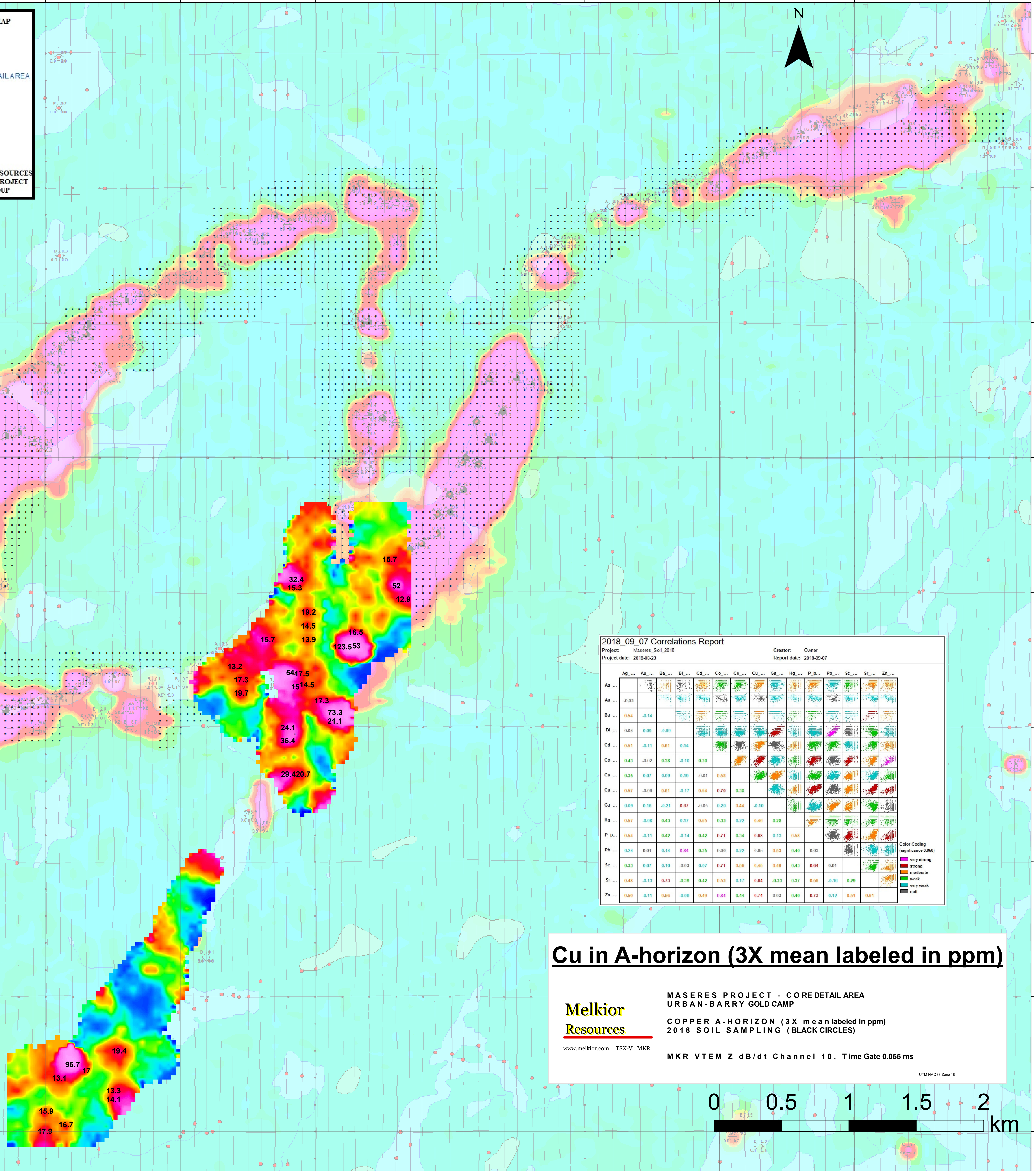
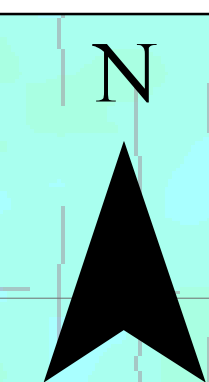
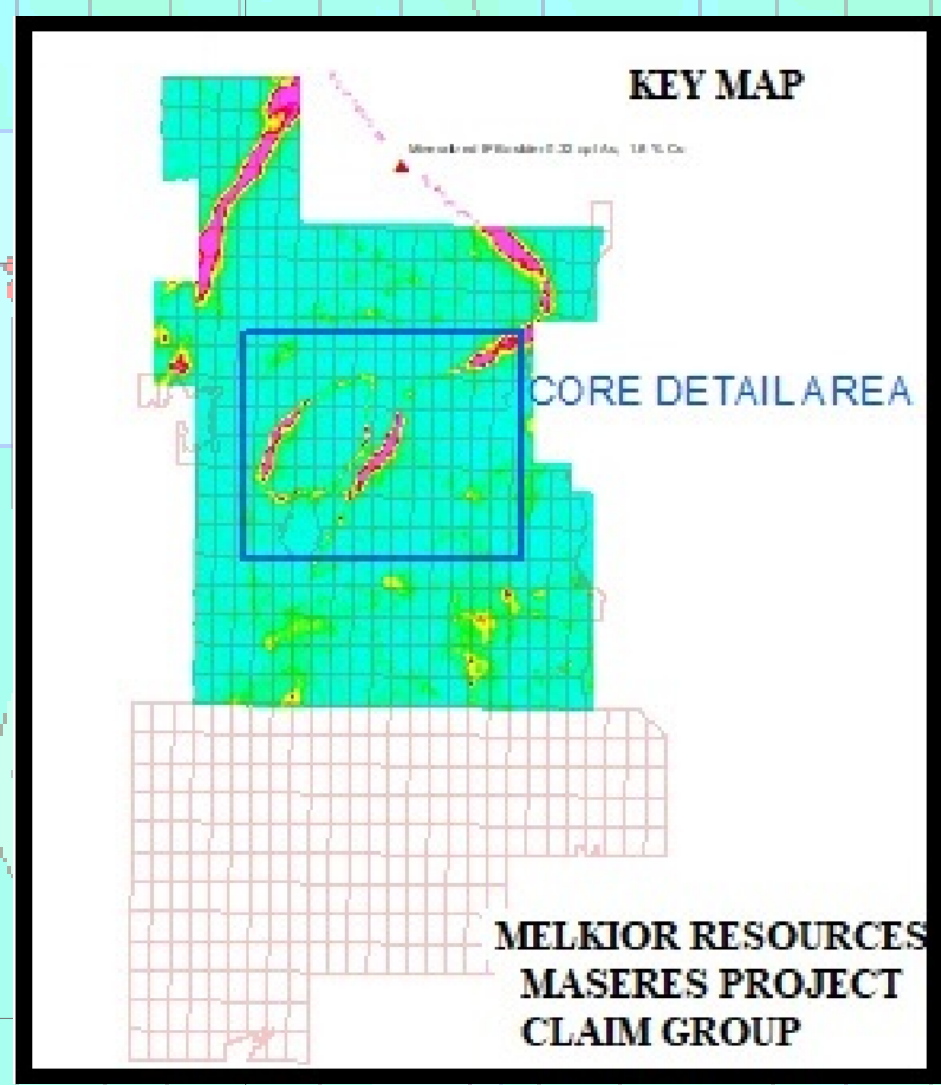


429,000 430,000 431,000 432,000 433,000 434,000 435,000 436,000 437,000

5,403,000
5,402,000
5,401,000
5,400,000
5,399,000
5,398,000
5,397,000
5,396,000
5,395,000



2018_09_07 Correlations Report
Project: Maseres_Soil_2018
Project date: 2018-08-23
Creator: Owner
Report date: 2018-09-07

	Ag...	Au...	Ba...	Bi...	Cd...	Co...	Cs...	Ga...	Hg...	P...	Pb...	Sc...	Sr...	Zn...
Ag...														
Au...	0.03													
Ba...	0.54	-0.14												
Bi...	0.04	0.09	-0.09											
Cd...	0.51	-0.11	0.61	0.14										
Co...	0.43	-0.02	0.38	-0.10	0.30									
Cs...	0.35	0.07	0.09	0.19	0.01	0.58								
Cu...	0.57	-0.06	0.61	-0.17	0.54	0.70	0.38							
Ga...	0.09	0.16	-0.21	0.87	-0.05	0.20	0.44	-0.10						
Hg...	0.57	-0.08	0.43	0.17	0.55	0.33	0.22	0.46	0.28					
P...	0.54	-0.11	0.42	-0.14	0.42	0.71	0.34	0.68	0.13	0.58				
Pb...	0.24	0.01	0.14	0.84	0.35	0.00	0.22	0.05	0.53	0.40	0.03			
Sc...	0.33	-0.07	0.10	-0.03	0.07	0.71	0.56	0.45	0.49	0.43	0.54	0.01		
Sr...	0.48	-0.13	0.73	-0.39	0.42	0.53	0.17	0.64	-0.33	0.37	0.59	-0.16	0.29	
Zn...	0.50	-0.11	0.56	-0.08	0.40	0.84	0.44	0.74	0.03	0.40	0.73	0.12	0.51	0.51

Color Coding (Significance 0.998)
 very strong (red)
 strong (orange)
 moderate (yellow)
 weak (green)
 very weak (cyan)
 null (black)

Cu in A-horizon (3X mean labeled in ppm)

Melkior Resources
www.melkior.com TSX-V: MKR

MASERES PROJECT - CORE DETAIL AREA
URBAN-BARRY GOLD CAMP

COPPER A-HORIZON (3X mean labeled in ppm)
2018 SOIL SAMPLING (BLACK CIRCLES)

MKR VTEM Z dB/dt Channel 10, Time Gate 0.055 ms

UTM NAD83 Zone 18

